

# ZEAL PACKAGING SOLUTIONS LTD

PACKAGING SOLUTIONS CONSULTANTS

*We serve with zeal*



## Location

Along Eastern by Pass, Off Canaan Road, Blessed House Behind Alpha Business Park  
(Cold Storage) Phone: Whatsapp / Mobile 0729 886 690 Tel: 0786 557 441  
E-mail: [info@zealpackltd.com](mailto:info@zealpackltd.com) Website: <http://www.zealpackltd.com>

## Our History

**ZEAL PACKAGING SOLUTIONS LIMITED** is a private company limited by shares and incorporated in the republic of Kenya. We are innovative ambitious high tech enterprise eager to listen and give technical advice to our potential customers.

We represent manufacturers who have exhibited high standards in quality machines for different purposes eg. Beverage packaging machines, Meat processing and packaging machines, bakery processing and bakery packaging machines, dairy machines, water purification systems and water packaging machines, continuous sealer, impulse sealer, liquid and paste filling machines, carton sealers, strapping machines, TIJ hand held coding machines, shrink wrapping machines etc.

We have highly experienced and professional team, who ensures the machines taken from us are of the highly quality standard to serve you and give you the value for your money.

Our manufacturer's are world class winners in quality.

We provide state of ART packaging solutions for E. Africa. **ZEAL PACKAGING SOLUTIONS LTD** boasts of excellent after sales service. We are reachable, accessible and reliable.

All our machines come with spare kit.

### Company Vision:

Our vision is to be one of the leading solution finders in packaging industry. You can depend on us for advise and sourcing of packaging issues irrespective of the size of your business.

### Company Mission:

To help business adapt a cost effective, affordable, hygienic and safe packaging solution and in tern develop the economy for us all.

### Core Values:

#### Integrity.

Being trustworthy and aspiring to do the best. Striving to deliver on our commitment to the highest standard.

#### Respect.

We endeavour to promote a mutual understanding and adhere to the customer's expectation and promise to deliver our part of bargain to the customer.

#### Entrepreneurial spirit:

#### Team.

Unity in achieving the organisation objective is our cornerstone. Our members of staff are bound in a chain to deliver the best to our customers, through timely delivery of quality machines or attending to after sales service cases.

#### Innovation.

Novelty and the desire to remain relevant to the ever changing market environment.

#### Responsibility.

We take charge and remain committed to ensuring that our client's concern or queries and worries are part of our service delivery.



**PROFESSIONAL BAKERY EQUIPMENT  
MANUFACTURER PROVIDES ONE-STOP  
BAKERY SOLUTION**



# FOOD MIXER



Cast Aluminum Body



Powder Metallurgy Gear



Three Functions



Stepless Speed Regulation



Strong Power



Imported Belt



Silent Design



Titable Head



Gift Box



CE Certificat

**MULTIPLE STYLES  
AND COLORS**





## FOOD MIXER

## POWERFUL FOOD MIXER



### TECHNICAL PARAMETER

Model	Volt	Frequency	Bowl Capacity	Power	Max Flour Capacity	(r/Min)	N.w (kg)	G.w (kg)	Product Size(mm)	Package Size(mm)	CBM
ZB-5A	220V	50Hz	5L	300W	0.3kg	90-510	12	14	370*220*410	440*300*500	0.07
ZB-7A	220V	50Hz	7L	350W	0.5kg	90-510	14.5	16	410*250*415	480*300*520	0.07
ZB-7S	220V	50Hz	7L	600W	1.5kg	0-1000	15	16.5	410*250*420	480*300*520	0.07



# PLANETARY MIXER



CE certification



3 Speeds Adjustable



With Bowl Guard &  
Safety-Stop



Stainless Steel



Detachabe Bowl



Non Slip Feet



Silent Design



Dough hook &  
Flat beater &  
Wire whip

**10L~80L CAPACITY  
OPTIONAL**



# PLANETARY MIXER



## TECHNICAL PARAMETER

Model	Volt	Frequency	Bowl Capacity	Power	Max Flour Capacity	Speed (r/min)	N.w (kg)	G.w (kg)	Product Size(mm)	Package Size(mm)	CBM
B10	220V	50Hz	10L	800W	2.5kg	110/200/420	50	57	444*360*650	520*450*740	0.18
B20	220V	50Hz	20L	1500W	5kg	105/162/395	70	73	420*530*770	540*440*870	0.21
B30	220V	50Hz	27L	1800W	6kg	105/162/355	73	76	450*550*770	650*580*920	0.35
B40	220/380V	50Hz	40L	1800W	8kg	80/160/310	141	154	660*600*1020	770*680*1180	0.62
B50	220/380V	50Hz	50L	2200W	12kg	80/160/310	146	158	710*700*1070	765*710*1200	0.66

Model	Volt	Frequency	Bowl Capacity	Power	Capacity	Capacity	Capacity	Speed (r/min)	N.w (kg)	G.w (kg)	Product Size(mm)	Package Size(mm)	CBM
B60	110~220V/380V	50Hz	60L	2.25W	13K	12kg	13kg	114/201/326	334	385	780*840*1350	1020*910*1570	1.44
B80	110~220V/380V	50Hz	80L	3.75W	13K	14kg	13kg	114/201/326	364	412	780*840*1480	1020*910*1670	1.55

# TABLETOP DOUGH MIXER



CE Certification



Silent Design



DC Motor



Home Bakery



Color Customized



Emergency Stop Protection



Dual Speed & Reverse



10 Speeds

## MULTIPLE STYLES AND COLORS



### TECHNICAL PARAMETER

Model	Volt	Frequency	Bowl Capacity	Power	Max Flour Capacity	Shaft speed (r/min)	Bowl speed (r/min)	N.w (kg)	G.w (kg)	Product Size(mm)	Package Size(mm)	CBM
HM-7	220	50Hz	7L	750W	3kg	130/260	15/30	28.5	38	490*280*370	570*380*510	0.11
HM-10	220	50Hz	10L	750W	4kg	110/280	13/24	45	51	540*280*480	630*400*600	0.15
HM-15	220	50Hz	15L	750W	6kg	110/280	13/24	48	53	600*340*500	680*380*610	0.16



# COMMERCIAL DOUGH MIXER




Stainless Steel



Sturdy & Durable



Persistent Power



HS Silver & CS White  
Optional



CE Certification



Inverter Tech With Reversal



## TECHNICAL PARAMETER

Model	Volt	Frequency	Shaft Speed (r/Min)	Bowl Speed (r/Min)	Power	Bowl Capacity	Max Flour Capacity	N.w (kg)	G.w (kg)	Product Size(mm)	Package Size(mm)	CBM
10L Model	220V	50Hz	165	15	0.55kW	10L	5kg	62	77	650*340*720	760*380*850	0.25
20L	220V	50Hz	110/220	8/16	0.75kW	21L	8kg	69	89	670*390*750	800*440*870	0.31
30L	220/380V	50Hz	110/220	8/16	1.1kW	35L	13kg	83	105	760*430*780	830*470*890	0.35
40L	220/380V	50Hz	110/220	8/16	2.2kW	40L	16kg	120	148	860*480*940	930*520*1020	0.49
50L	220/380V	50Hz	110/220	8/16	2.2kW	50L	20kg	125	152	930*530*940	980*550*1030	0.56
60L	220/380V	50Hz	110/220	8/16	2.2kW	64L	25kg	150	170	930*530*940	1020*590*1070	0.64



Stainless Steel



Sturdy & Durable



Persistent Power



Imported Belt



Two Speed With  
Reversal



Pure Copper Motor

# DUAL-MOTOR DOUGH MIXER



HS130

## TECHNICAL PARAMETER

Model	Volt	Frequency	Shaft Speed	Bowl Speed	Power	Bowl Capacity	Max Flour Capacity	N.w (kg)	G.w (kg)	Product Size(mm)	Package Size(mm)	CBM
80L	380V	50Hz	107/210	16	3kW	80L	25kg	385	440	1040*700*1330	1190*800*1500	1.43
130L	380V	50Hz	107/210	16	6kW	130L	50kg	464	520	1220*810*1440	1280*840*1610	1.73
200L	380V	50Hz	107/210	16	9kW	200L	75kg	710	774	1400*1010*1550	1430*1050*1710	2.57
260L	380V	50Hz	107/210	16	12kW	260L	100kg	720	784	1400*1010*1550	1430*1050*1710	2.57

# DIGITAL PANEL DOUGH MIXER DUAL-MOTOR



## TECHNICAL PARAMETER

Model	Volt	Frequency	Shaft Speed	Bowl Speed	Power	Bowl Capacity	Max Flour Capacity	N.w (kg)	G.w (kg)	Product Size(mm)	Package Size(mm)	CBM
80L	380V	50Hz	107/210	16	3kW	80L	25kg	385	440	1040*700*1330	1190*800*1500	1.43
130L	380V	50Hz	107/210	16	6kW	130L	50kg	464	520	1220*810*1440	1280*840*1610	1.73
200L	380V	50Hz	107/210	16	9kW	200L	75kg	710	774	1400*1010*1550	1430*1050*1710	2.57
260L	380V	50Hz	107/210	16	12kW	260L	100kg	720	784	1400*1010*1550	1430*1050*1710	2.57






Sturdy & Durable



Persistent Power



Stainless Steel



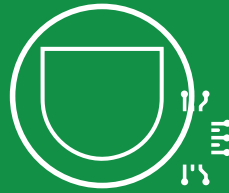
Imported Belt



Silent Design



Timing Function



Stainless Steel Bowl



Digital Panel

12.5kg/25kg

## LUXRIOUS DOUGH MIXER



### TECHNICAL PARAMETER

Model	Volt	Frequency	Shaft Speed	Bowl Speed	Power	Dough Weight	Flour Weight	N.w (kg)	G.w (kg)	Product Size(mm)	Package Size(mm)	CBM
SM2-25	220/380V	50Hz	140/280	13/26	2.2kW	25kg	12.5kg	150	180	850*560*1120	970*680*1340	0.89
SM2-50T	380V	50Hz	130/260	18	3kW	50kg	25kg	285	310	1080*640*1220	1120*680*1440	1.1



# HYDRAULIC TILT OVER DOUGH MIXER



Automatic Cylinder Turnover



Left & Right Unloading



High-volume Dough Production



Low & High Speed Timing



Dual Motor



Digital Panel

**LARGE SCALE BREAD & FOOD FACTORY**



## TECHNICAL PARAMETER

Model	Volt	Frequency	Speed	Power	Bowl Capacity	Flour Weight	Dough Weight	N.w (kg)	G.w (kg)	Product Size(mm)	Package Size(mm)	CBM
ZB-F130	380V	50Hz	120/240	9kW	130L	50kg	80kg	880	920	1380*1470*1580	1480*1570*1680	3.90
ZB-F200	380V	50Hz	130/260	12kW	200L	75kg	120kg	1180	1250	1600*1550*1620	1770*1700*1770	5.33
ZB-F260	380V	50Hz	130/260	13kW	260L	100kg	160kg	1380	1460	1650*1600*1620	1770*1700*1770	5.33
ZB-F320	380V	50Hz	130/260	15.5kW	320L	125kg	200kg	1480	1580	1700*1650*1650	1800*1770*1800	5.73
ZB-F380	380V	50Hz	130/260	16.5kW	380L	150kg	240kg	1600	1800	1950*1960*1740	2020*2020*2050	8.36

# BREAD SLICER



Imported Blades From Japan



Food Grade Safety Materials

## PRODUCT DETAILS



380/480mm Length



Thickness Customized

**WE SUPPORT DIFFERENT  
BREAD THICKNESS  
CUSTOMIZATION LIKE  
7MM, 9MM, 15MM ETC.**



## TECHNICAL PARAMETER

Model	Volt	Frequency	Power	Blades	Thickness	N.w (kg)	G.w (kg)	Product Size(mm)	Package Size(mm)	CBM	CBM
Q31	220V	50Hz	250W	31	12mm	42	60	515*625*585	720*640*750	0.35	3.90
Q25	220V	50Hz	250W	25	15mm	42	60	515*625*585	720*640*750	0.35	5.33
Q53	220V	50Hz	250W	53	7mm	42	60	515*625*585	720*640*750	0.35	5.73
											8.36

# DOUGH MOULDER



Oil-immersed Transformer



Food Grade Conveyor Belt



SS Chain Mesh



Powder Metallurgy Roller

## TOAST MOULDER



EXCELLENT DESIGN  
POWERFUL PERFORMANCE

### TECHNICAL PARAMETER

Model	Volt	Frequency	Power	Dough Weight	Output	Working Width	Belt Size	N.w (kg)	G.w (kg)	Product Size(mm)	Package Size(mm)	CBM
ZB-380	220V/380V	50Hz	750W	10-600g/pcs	24pcs/per minute	380mm	2280*380	218	250	1120*665*1175	1480*720*1220	1.3



# TOAST DOUGH MOULDER



High Quality Motor



High-efficient Working



Low Noise



Durable & Reliable



## TECHNICAL PARAMETER

Model	Volt	Frequency	Power	Dough Weight	Output	Working Width	Belt Size(mm)	N.w (kg)	G.w (kg)	产品尺寸 Product Size(mm)	包装尺寸 Package Size(mm)	CBM
ZB-280	220V/380V	50Hz	370W	10~1500g/pcs	10pcs/per minute	330mm	1360*330	145	185	1000*530*1060	920*620*1180	0.8

# BAGUETTE MOULDER



French Baguette & Loaves



Thickened Material



Imported Wool Felt



Mobile Aircraft Wheel



## TECHNICAL PARAMETER

Model	Volt	Frequency	Power	Dough Weight	Output	Working Width	Belt Size(mm)	N.w (kg)	G.w (kg)	Product Size(mm)	Package Size(mm)	CBM
ZB-750	220V/380V	50Hz	750W	30~1500g/pcs	18pcs/per minute	730mm	1292*730/1132*730	302	330	1000*970*1580	1100*830*1660	1.52

# DOUGH DIVIDER

## MANUAL DOUGH DIVIDER



36 Pieces



Evenly Divide



Accurate Weight



Thickened Material



SS Blade



Imported Accessories



### TECHNICAL PARAMETER

Model	Divide Qty	Weight/Unit	N.w (kg)	G.w (kg)	Product Size(mm)	Package Size(mm)	CBM
ZB-D36M	36pcs	30-180g	83	93	520*600*1280	580*480*800	0.22

## DOUGH DIVIDER AUTOMATIC



36 Evenly Divide



Thickened Stainless Steel



Pure Copper Motor



With Subscale



Safety Handle



Touch Sensor Switch



### TECHNICAL PARAMETER

Model	Volt	Frequency	Power	Tray Size	Divide Qty	Weight/Unit	N.w (kg)	G.w (kg)	Product Size(mm)	Package Size(mm)	CBM
ZB-D36	220V/380V	50Hz/60Hz	750W	313*78mm	36pcs	30-180g	180	200	410*520*1240	520*600*1360	0.42

# DOUGH DIVIDER



20 Evenly Divide



Thickened Stainless Steel



Hydraulic System



Efficient & Agile



## TECHNICAL PARAMETER

Model	Volt	Frequency	Power	Divide Qty	Weight/Unit	Speed	N.w (kg)	G.w (kg)	Product Size(mm)	Package Size(mm)	CBM
ZB-D20	220V/380V	50Hz/60Hz	2.2KW	20pcs/per time	135~800g adjustable	10~20s/per time	350	370	640*660*980	660*680*1020	0.46

# DIVIDER ROUNDER



Divide & Rounding



Food Grade Tray



10s Finish



Best Performance



## TECHNICAL PARAMETER

Model	Volt	Frequency	Power	Divide Qty	Weight/Unit	Speed	N.w (kg)	G.w (kg)	Product Size(mm)	Package Size(mm)	CBM
ZB-30S	110~220V/380V	50Hz/60Hz	750W	30pcs	30~100g	6~10S	360	380	600*770*2100	850*750*1500	0.956
ZB-30F	110~220V/380V	50Hz/60Hz	1500W	30pcs	30~100g	6~8S	460	480	605*703*1450	700*800*1600	0.965



# DOUGH SHEETER




Croissant



Pastry



Stainless Steel Material



Imported Conveyor Belt



Seamless Pipe Pressing Wheel



Foot Switch



SS Rolling Pin



Emergency Button



## TECHNICAL PARAMETER

Model	Volt	Power	Roller Adjustable Gap	Maximum Rolling Dough Capacity	Expanded Width/Height(m)
ZB-380T	220V/380V	400W	1-35mm	4kg/per time	1990*590
ZB-520T	220V/380V	550W	1-35mm	5.5kg/per time	2250*590
ZB-380	220V/380V	400W	1-35mm	4kg/per time	2000/1040
ZB-520	220V/380V	550W	1-40mm	5.5kg/per time	2700*1200
ZB-650	220V/380V	750W	1-40mm	6.5kg/per time	3100*1200

# MINI DOUGH SHEETER



## TECHNICAL PARAMETER

Model	Volt	Power	Roller Adjustable Gap	Maximum Rolling Dough Capacity	Transport Dimension	N.w	Product Size(mm)
ZB-370	220V	400W	27.5mm	2.5kg/per time	350*1250mm	75kg	1700*700*560

Stowed Width/Height(mm)	Transport Dimension(mm)	N.w(kg)	G.w(kg)	Product Size(mm)	Package Size(mm)	CBM
780*660	400*1600	110	135	1990*840*590	845*720*830	0.50
720*740	520*1800	130	155	2250*960*590	960*760*860	0.63
660*1310	400*1600	170	190	2000*820*1040	845*720*1470	0.89
730*1720	520*2200	230	250	2700*960*1200	960*760*1720	1.25
730*1820	630*2400	260	280	3100*1060*1200	1060*760*1820	1.47

# COMMERCIAL OVENS

## LUXURY GAS BAKERY OVEN



### TECHNICAL PARAMETER

Model	Spec	Inner Size (mm)	Volt	Power	Tray Size(cm)	Product Size(mm)	Package Size(mm)	CBM
ZBA-11Q	1 1	910*715*230	220V	0.1kW	40*60	1390*900*650	1450*980*690	1
ZBA-12Q	1 2	1330*715*230	220V	0.1kW	40*60	1810*900*650	1850*980*680	1.27
ZBA-24Q	2 4	910*715*230	220V	0.2kW	40*60	1390*900*1460	1450*980*1470	2.16
ZBA-36Q	3 6	910*715*230	220V	0.3kW	40*60	1390*900*1750	1450*980*1770	2.54
ZBA-39Q	3 9	1330*715*230	220V	0.3kW	40*60	1810*900*1750	1880*980*1785	3.29
ZBA-312Q	3 2	1330*715*230	220V	0.3kW	40*60	1810*1050*1750	1850*1130*1770	3.7
ZBA-416Q	4 16	1330*715*230	220V	0.4kW	40*60	1810*1050*2250	1850*1130*2270	4.75





Double Layer Glass Window



Independent Temperature Control



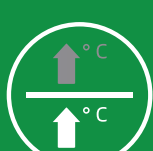
Digital Display



Thickened Stainless Steel



Control Fast Heating



Uniform Heat Distribution



Timing Alarm



Over-Temperature Safety Protection

## STANDARD ELECTRIC BAKERY OVEN



### TECHNICAL PARAMETER

Model	Spec	Inner Size (mm)	Volt	Power	Tray Size(cm)	Product Size(mm)	Package Size(mm)	CBM
ZBT-11	1 1	650*450*200	220V	3.4kW	40*60	960*560*460	1030*670*500	0.34
ZBT-12	1 2	860*695*215	220V/380V	6.6kW	40*60	1300*835*560	1370*910*580	0.68
ZBT-13	2 4	1300*695*215	380V	8kW	40*60	1660*780*545	1710*885*610	0.92
ZBT-24	3 6	860*695*215	380V	13.2kW	40*60	1300*835*1280	1370*910*1290	1.63
ZBT-36	3 9	860*695*215	380V	19.8kW	40*60	1300*835*1460	1370*910*1560	1.75
ZBT-39	3 12	1300*695*215	380V	23kW	40*60	1740*835*1470	1780*910*1560	2.3
ZBT-416	4 16	1330*695*215	380V	30kW	40*60	1810*1050*2250	1850*1130*2270	4.75

# COMMERCIAL OVENS



Thickened Stainless Steel Body



With Steam



Low Consumption



Digital Panel



Refractory Stone



Independent Temperature Control



## TECHNICAL PARAMETER

Model		Voltage	Power	Packing size (mm)	G.W. (kg)	N.W (kg)	Product Size(mm)
1 2 ZBX-12QD	GAS	220V	75W	1485*1035*830	181	152	1420*1040*680
2 4 ZBX-24QD		220V	150W	1485*1080*1510	317	260	1420*1040*1480
3 6 ZBX-36QD		220V	225W	1485*1080*1800	429	362	1420*1040*1730
3 9 ZBX-39QD		220V	225W	1890*1080*1860	475	408	1740*1040*1730
1 2 ZBX-12ED	ELECTRIC	220V	6kW	1485*1035*830	149	120	1420*1040*680
2 4 ZBX-24ED		220V	12kW	1485*1080*1510	253	196	1420*1040*1480
3 6 ZBX-36ED		220V	18kW	1485*1080*1800	398	331	1420*1040*1730
3 9 ZBX-39ED		220V	19.5kW	1890*1080*1860	445	377	1740*1040*1730

# HOT AIR ROTARY OVEN

## PRODUCT ADVANTAGES



High Efficient



Save time



Imported Burner



Famous Electronics



Fast Heat Up



Low Failure Rate



With Trolley



40\*60cm Tray



Low Noise



Low Energy Consumption



Multifunctional



Factory Supply

12 Tray, 16 Tray, 32 Tray, 64 Tray Optional.

Configure With Trolley.

Electricity, diesel, gas, diesel+electricity, gas+electricity.

Japanese Olympia or Italian Riello burner, low energy consumption and stable performance.

Special stainless steel U-shaped design for heating tube, fast heating and low failure rate.

Wide range of applications, baked bread, cakes, moon cakes, shortbread, biscuits, sweet potatoes, peanuts, meat, dried fish, etc.

Suitable for hotels, shopping malls, schools, bakeries, etc.



## TECHNICAL PARAMETER

Model	Capacity	Heating Method	Trolley Qty	Tray Size(cm)	Volt	Power	Product Size(mm)	N.w (kg)	G.w (kg)	Package Size(mm)	CBM
ZBX-64E	64 盘	电力型 Electric	2 台	40X60	380V	72kW	3200X1980X2450	2380	2400	3380*2050*2520	17.5
ZBX-64D	64 盘	柴油型 Diesel	2 台	40X60	380V	4.5kW	3200X2250X2450	2380	2400	3380*2050*2520	17.5
ZBX-64G	64 盘	燃气型 Gas	2 台	40X60	380V	4.5kW	3200X2250X2450	2380	2400	3380*2050*2520	17.5
ZBX-32E	32 盘	电力型 Electric	2 台	40X60	380V	54kW	2680X1680X2450	1650	1800	2850*1780*2520	13
ZBX-32D	32 盘	柴油型 Diesel	2 台	40X60	380V	3.5kW	2680X1800X2450	1650	1800	2850*1780*2520	13
ZBX-32G	32 盘	燃气型 Gas	2 台	40X60	380V	3.5kW	2680X1800X2450	1650	1800	2850*1780*2520	13
ZBX-16E	16 盘	电力型 Electric	1 台	40X60	380V	48kW	2350X1340X2450	1350	1500	2460*1440*2520	9
ZBX-16D	16 盘	柴油型 Diesel	1 台	40X60	380V	3kW	2350X1490X2450	1350	1500	2460*1440*2520	9
ZBX-16G	16 盘	燃气型 Gas	1 台	40X60	380V	3kW	2350X1490X2450	1350	1500	2460*1440*2520	9
ZBX-12E	12 盘	电力型 Electric	1 台	40X60	380V	28kW	1980X1200X1800	900	1050	2180*1520*2000	7
ZBX-12D	12 盘	柴油型 Diesel	1 台	40X60	380V	2.5kW	1980X1320X1800	900	1050	2180*1520*2000	7
ZBX-12G	12 盘	燃气型 Gas	1 台	40X60	380V	2.5kW	1980X1320X1800	900	1050	2180*1520*2000	7



# LUXURY ROTARY OVEN



Efficient Production



360 ° In Both Forward & Reverse Directions



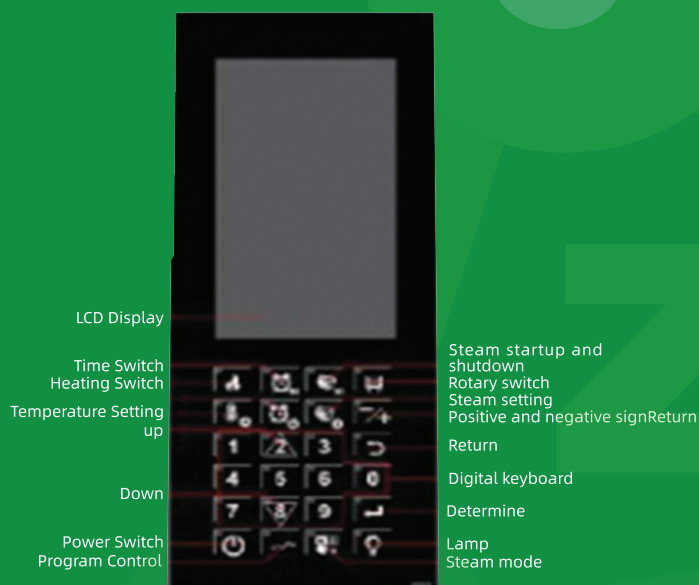
High Quality Motor

## PRODUCT ADVANTAGES

Hot air rotary oven with small capacity design, with 5 tray, 8 tray, 10 tray optional. It adopted the original imported burner or heating tube, heating method is unique with good baking color.



High Quality Ultra Thickened Insulation Material



## TECHNICAL PARAMETER

Model	Capacity	Tray Size(cm)	Volt	Power	Product Size(mm)	N.w	G.w	Package Size(mm)	CBM
ZBX-5E	5 Tray	40X60	380V	8kW	1230*900*1780	185	205	1390*980*1800	2.45
ZBX-8E	8 Tray	40X60	380V	16kW	1230*900*1780	255	275	1390*980*1800	2.45
ZBX-10E	10 Tray	40X60	380V	16kW	1230*900*1780	255	275	1390*980*1800	2.45

# PROOFER

## LUXURY PROOFER



Microcomputer Touch Screen



Timing



Full Automatic Fermentation



Built-in Circulating Blower



Built-in Lighting



Built-in Water Feeding



### TECHNICAL PARAMETER

Model	Capacity	Volt	Power	Tray Size(cm)	Product Size(mm)	Package Size(mm)	CBM
ZB-15A	Single Door 15 Tray	220V	2.5kw	40*60	600*840*2040	670*890*2120	1.26
ZB-30A	Two Door 30 Tray	220V	3kw	40*60	1200*840*2040	1310*977*2130	2.71

## STANDARD PROOFER



### TECHNICAL PARAMETER

Model	Capacity	Volt	Power	Tray Size(cm)	Product Size(mm)	Package Size(mm)	CBM
ZB-13	Single Door 13 Tray	220V	2.6kw	40*60	490*730*1655	730*550*1590	0.74
ZB-16	Single Door 16 Tray	220V	2.6kw	40*60	490*730*1915	550*730*1855	0.84
ZB-26	Two Door 26 Tray	220V	2.8kw	40*60	990*730*1655	1050*730*1590	1.3
ZB-32	Two Door 32 Tray	220V	2.8kw	40*60	990*730*1915	1050*730*1855	1.5

# REFRIGERATION PROOFER CABINET



Frozen & Refrigeration



Fermentation



Menu Memory



Vacuum Glass



Intelligent Timing



Segmented Reoofing

## TECHNICAL PARAMETER

Model	Volt	Frequency	REFRIGERATION POWER (kw)	PROOFER POWER (kw)	REFRIGERATION TEMP (°C)	FREEZING TEMP (°C)	PROOFER TEMP (°C)	Capacity	Product Size(mm)
ZB-18DR	220V	50Hz	0.6	1.2	2~5	0~ -15	15~38	18	600*960*2105
ZB-24DR	220V	50Hz	0.8	1.6	2~5	0~ -15	15~38	24	780*1150*1700
ZB-36DF	220V	50Hz	0.8	1.6	2~5	0~ -15	15~38	36	755*1150*2105
ZB-36DS	220V	50Hz	0.8	1.8	2~5	0~ -15	15~38	36	1150*930*2105
ZB-36DT	220V	50Hz	0.8	1.8	2~5	0~ -15	15~38	36	1150*930*2105

## PRODUCT ADVANTAGES



Proofer can be preset for a predetermined time to transition from frozen/refrigerated state to fermentative state.

Electronic control panel, intelligent fermentative control, automatic conversion of refrigeration and proofer, bid farewell to the trouble of having to wake up early everyday to ferment dough.

Imported (Tecumseh/Danfoss) compressors, with a 24-hour water consumption of approximately one bottle of mineral water. Polyurethane material foaming, foaming thickness up to 55mm.



# REFRIGERATION PROOFER CABINET



## TECHNICAL PARAMETER

Model	Volt	Frequency	REFRIGERATION POWER (kw)	PROOFER POWER (kw)	REFRIGERATION TEMP (°C)	FREEZING TEMP (°C)	PROOFER TEMP (°C)	Capacity	Product Size(mm)
ZB-8DR	220V	50Hz	0.35	0.35	2~5	0~-15	15~38	8	760*785*900
ZB-10DF	220V	50Hz	0.6	0.5	2~5	0~-15	15~38	10	840*785*920
ZB-10DS	220V	50Hz	0.6	1.2	2~5	0~-15	15~38	10	600*960*1360

## TROLLEY & BAKING TRAY

**SUPPORT  
CUSTOMIZATION**

